

Product data sheet

Specifications



TeSys Deca Manual Starter and Protector, thermal magnetic circuit protector, rotary knob, 48 to 65 A, EverLink BTR

GV3P65

Product availability: Stock - Normally stocked in distribution facility

Price*: 504.00 USD

Main

Range	TeSys Deca
Product name	TeSys GV3 TeSys Deca
Product or Component Type	Motor circuit breaker
Device short name	GV3P
Device Application	Motor protection
Trip unit technology	Thermal-magnetic

Complementary

poles description	3P
Network type	AC
Utilisation category	AC-3 IEC 60947-4-1
Network frequency	50/60 Hz IEC 60947-4-1
Fixing mode	35 mm symmetrical DIN rail clipped Panel screwed with 3 x M4 screws)
Motor power kW	30 kW 400/415 V AC 50/60 Hz 45 kW 500 V AC 50/60 Hz 55 kW 690 V AC 50/60 Hz
Breaking capacity	100 kA Icu 230/240 V AC 50/60 Hz IEC 60947-2 50 kA Icu 400/415 V AC 50/60 Hz IEC 60947-2 50 kA Icu 440 V AC 50/60 Hz IEC 60947-2 12 kA Icu 500 V AC 50/60 Hz IEC 60947-2 6 kA Icu 690 V AC 50/60 Hz IEC 60947-2
[Ics] rated service short-circuit breaking capacity	100 % 230/240 V AC 50/60 Hz IEC 60947-2 100 % 400/415 V AC 50/60 Hz IEC 60947-2 100 % 440 V AC 50/60 Hz IEC 60947-2 50 % 500 V AC 50/60 Hz IEC 60947-2 50 % 690 V AC 50/60 Hz IEC 60947-2
Control Type	Rotary handle
Line Rated Current	65 A
Thermal protection adjustment range	48...65 A IEC 60947-4-1
Magnetic tripping current	910 A
[Ith] conventional free air thermal current	65 A IEC 60947-4-1
[Ue] rated operational voltage	690 V AC 50/60 Hz IEC 60947-2

Price is "List Price" and may be subject to a trade discount – check with your local distributor or retailer for actual price.

[Ui] rated insulation voltage	690 V AC 50/60 Hz IEC 60947-2
[Uimp] rated impulse withstand voltage	6 kV IEC 60947-2
Phase failure sensitivity	Yes IEC 60947-4-1
Suitability for isolation	Yes IEC 60947-1
Power dissipation per pole	8 W
Mechanical durability	50000 cycles
Electrical durability	50000 cycles AC-3 415 V In
Rated duty	Continuous IEC 60947-4-1
Tightening torque	44.3 lbf.in (5 N.m) screw clamp terminal
Width	2.2 in (55 mm)
Height	5.2 in (132 mm)
Depth	5.4 in (136 mm)
Net Weight	2.12 lb(US) (0.96 kg)
color	Dark grey

Environment

Standards	EN/IEC 60947-2 EN/IEC 60947-4-1 UL 60947-4-1 CSA C22.2 No 60947-4-1
Product Certifications	CCC UL CSA EAC ATEX LROS (Lloyds register of shipping) BV ABS DNV-GL UKCA
IK degree of protection	IK09 enclosure
IP degree of protection	IP20 IEC 60529
Climatic withstand	IACS E10
Ambient Air Temperature for Storage	-40...176 °F (-40...80 °C)
Fire resistance	1760 °F (960 °C) IEC 60695-2-11
Ambient air temperature for operation	-4...140 °F (-20...60 °C)
Mechanical robustness	Shocks 15 Gn for 11 ms contactor open Shocks 30 Gn for 11 ms contactor closed Vibrations 4 Gn, 5...300 Hz
Operating altitude	9842.52 ft (3000 m)

Ordering and shipping details

Category	US10I1122366
Discount Schedule	0111
GTIN	3389119405416
Returnability	Yes
Country of origin	FR

Packing Units

Unit Type of Package 1	PCE
Number of Units in Package 1	1
Package 1 Height	6.299 in (16.000 cm)
Package 1 Width	2.559 in (6.500 cm)
Package 1 Length	5.748 in (14.600 cm)
Package 1 Weight	2.240 lb(US) (1.016 kg)
Unit Type of Package 2	P06
Number of Units in Package 2	120
Package 2 Height	29.528 in (75.000 cm)
Package 2 Width	23.622 in (60.000 cm)
Package 2 Length	31.496 in (80.000 cm)
Package 2 Weight	297.448 lb(US) (134.920 kg)

Contractual warranty

Warranty	18 months
----------	-----------

Sustainability

Green Premium™ label is Schneider Electric's commitment to delivering products with best-in-class environmental performance. Green Premium promises compliance with the latest regulations, transparency on environmental impacts, as well as circular and low-CO₂ products.

Guide to assessing product sustainability is a white paper that clarifies global eco-label standards and how to interpret environmental declarations.

[Learn more about Green Premium >](#)


[Guide to assess a product's sustainability >](#)



Transparency RoHS/REACH

Well-being performance

 Mercury Free

 RoHS Exemption Information Yes

Certifications & Standards

Reach Regulation [REACH Declaration](#)

Eu RoHS Directive Compliant with Exemptions

China RoHS Regulation [China RoHS declaration](#)
Product out of China RoHS scope. Substance declaration for your information.

Environmental Disclosure [Product Environmental Profile](#)

Weee The product must be disposed on European Union markets following specific waste collection and never end up in rubbish bins.

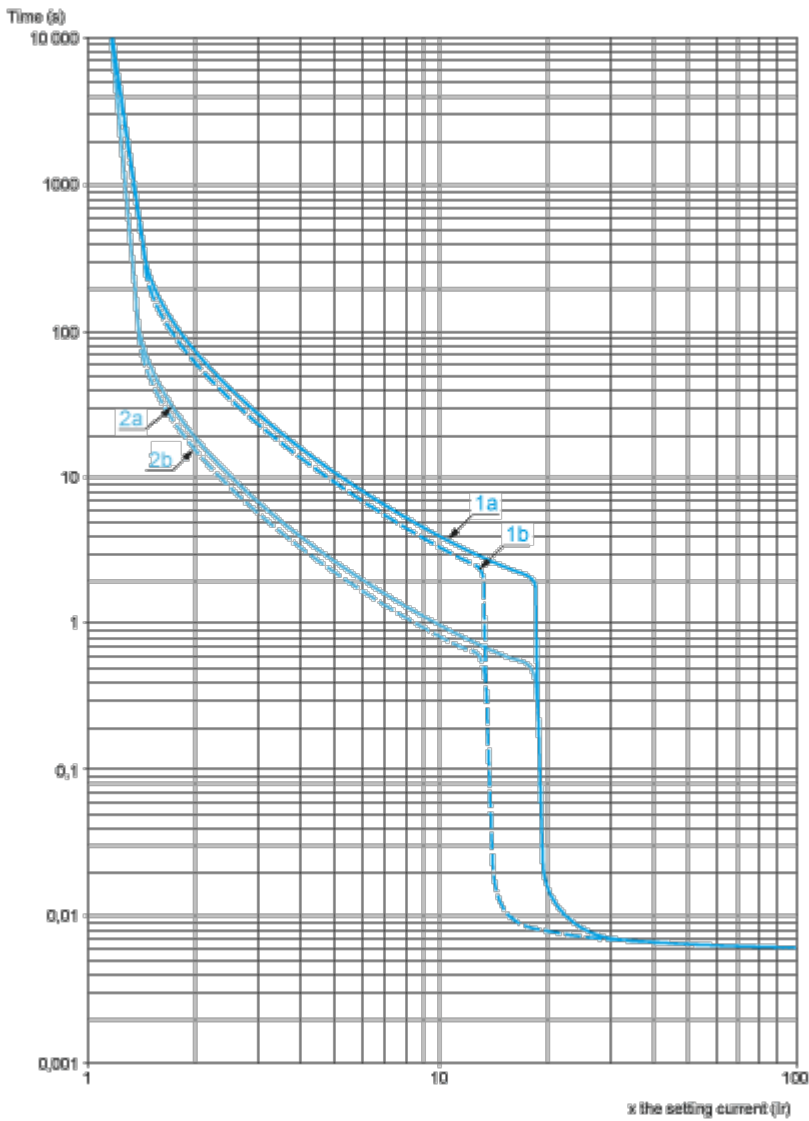
Circularity Profile [End of Life Information](#)

California Proposition 65 WARNING: This product can expose you to chemicals including: Antimony oxide & Antimony trioxide, which is known to the State of California to cause cancer. For more information go to www.P65Warnings.ca.gov

Performance Curves

Thermal-Magnetic Tripping Curves

Average Operating Times at 20 °C Related to Multiples of the Setting Current



1a 3 poles from cold state (I_r minimum): GV3P

1b 3 poles from cold state (I_r maximum): GV3P

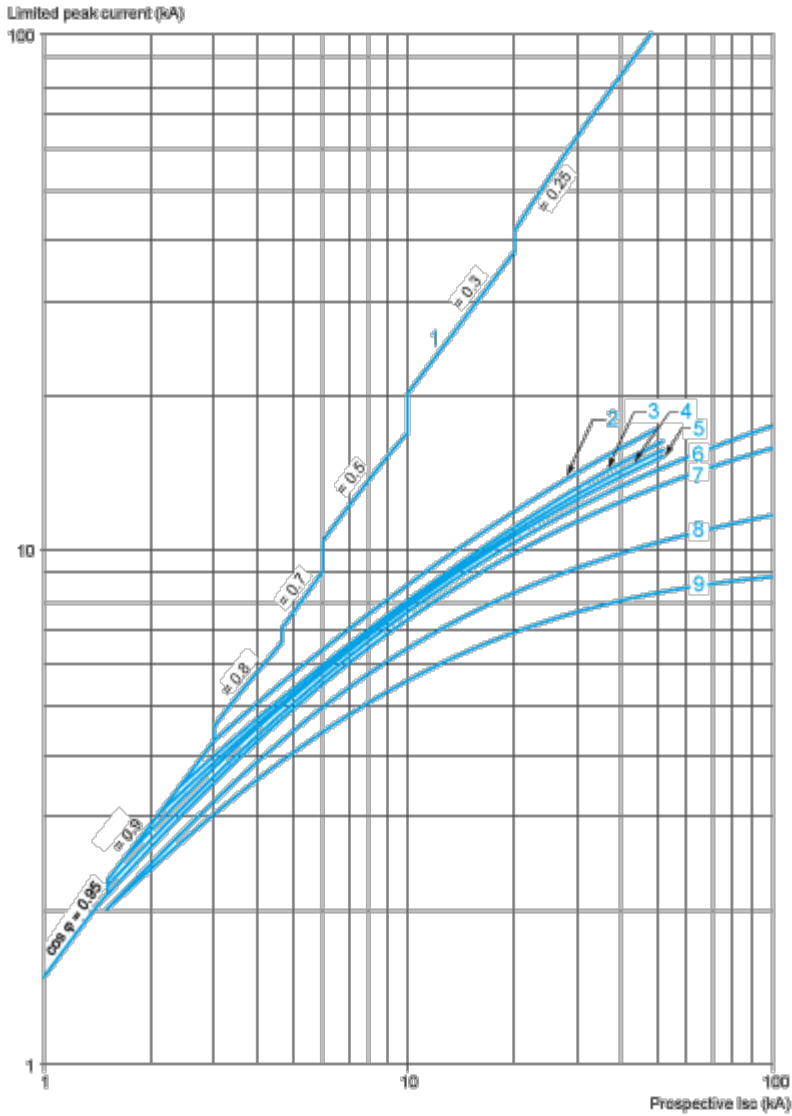
2a 3 poles from hot state (I_r minimum): GV3P

2b 3 poles from hot state (I_r maximum): GV3P

Current Limitation on Short-Circuit (3-Phase 400/415 V)

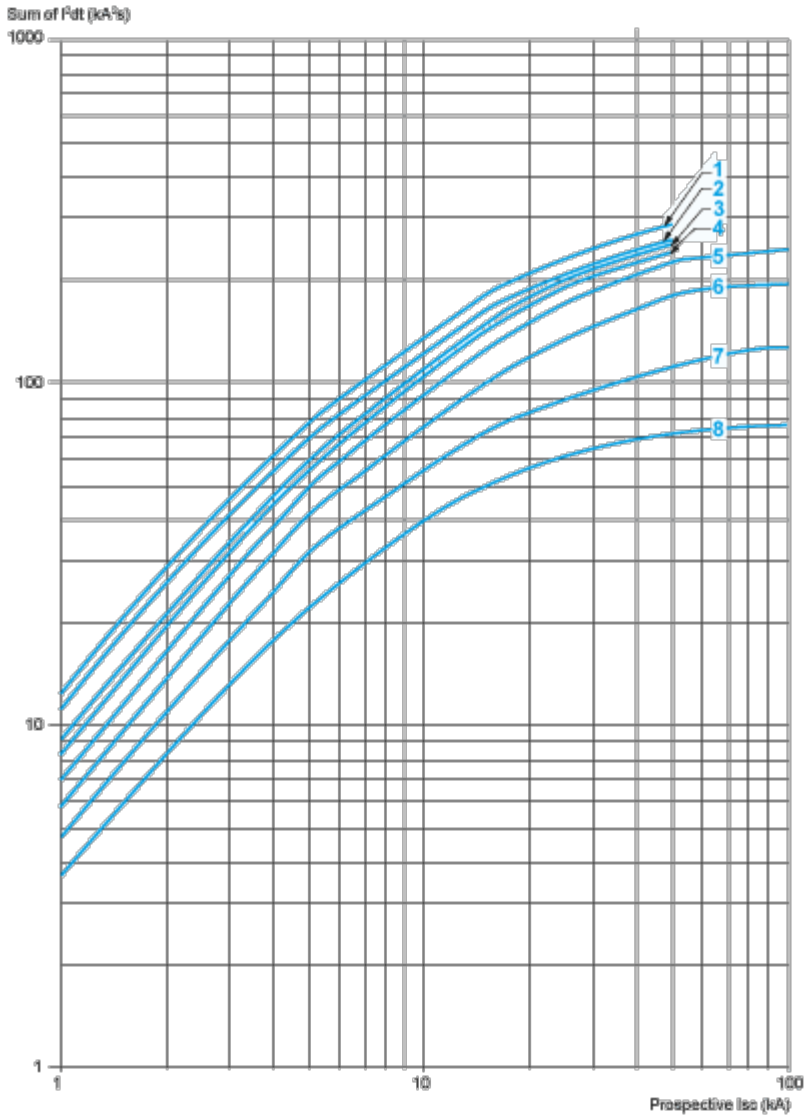
Dynamic Stress

I_{peak} = f (prospective I_{sc}) at 1.05 U_e = 435 V



- 1 Maximum peak current
- 2 70-80 A (GV3P80), 62-73 A (GV3P73)
- 3 48-65 A (GV3P65)
- 4 37-50 A (GV3P50)
- 5 30-40 A (GV3P40)
- 6 23-32 A (GV3P32)
- 7 17-25 A (GV3P25)
- 8 12-18 A (GV3P18)
- 9 9-13 A (GV3P13)

Maximum Thermal Limit on Short-Circuit
Thermal Limit in kA²s in the Magnetic Operating Zone
 Sum of $I^2 dt = f$ (prospective Isc) at 1.05 Ue = 435 V

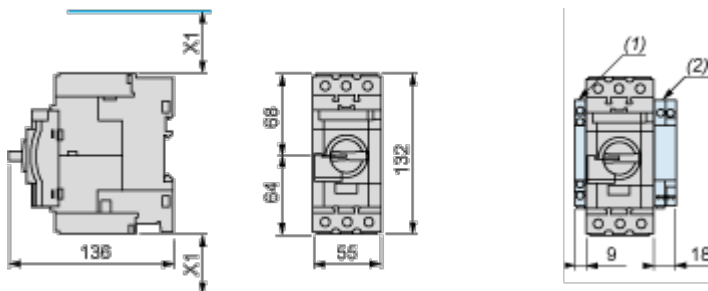


- 1 70-80 (GV3P80) - 62-73 (GV3P73)
- 2 48-65 A (GV3P65)
- 3 37-50 A (GV3P50)
- 4 30-40 A (GV3P40)
- 5 23-32 A (GV3P32)
- 6 17-25 A (GV3P25)
- 7 12-18 A (GV3P18)
- 8 9-13 A (GV3P13)

Dimensions Drawings

GV13L, GV3P

Dimensions



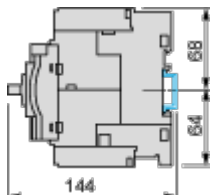
(1) Blocks GVAN_{..}, GVAD_{..} and GVAM11.

(2) Blocks GV3AU_{..} and GV3AS_{..}.

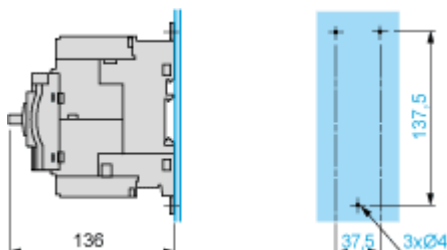
X1 = Electrical clearance (ISC max) 40 mm for Ue ≤ 500 V, 50 mm for Ue ≤ 690 V

NOTE: Leave a space of 9 mm between 2 circuit breakers: either an empty space or side-mounting add-on contact blocks. Side by side mounting is possible up to 40 °C.

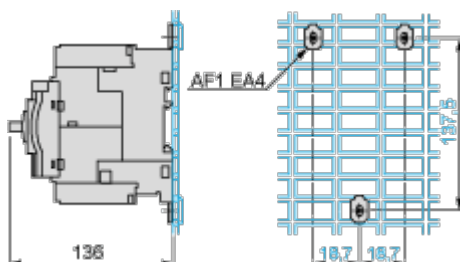
Mounting on Rail AM1 DE200 or AM1 ED201



Panel Mounting, using M4 Screws



Mounting on Pre-Slotted Plate AM1 PA



Connections and Schema

GV3P••

